

# DH-PFS4410-6GT-DP

## 10-Port Gigabit Industrial Switch with 6-Port Gigabit PoE (Managed)



\* The parameters and datasheets below can only be applied to V2.0 (version 2.0)

- All-gigabit port design.
- Supports IEEE802.3af, IEEE802.3at, Hi-PoE and IEEE802.3bt (red port) standards.
- 250 m long-distance PoE transmission (10 Mbps).
- PoE Watchdog.
- Supports STP, RSTP, and MSTP.
- IEEE802.1Q-based VLAN configuration.
- Manual link aggregation and static LACP.
- Desktop mount and DIN-rail mount.



### System Overview

The device is a layer-2 switch. Equipped with high performance switching engine and large buffer memory, it features low transmission delay and high reliability. The solid and sealed all-metal case design and efficient surface heat dissipation make it can work in the environment from  $-40^{\circ}\text{C}$  to  $+75^{\circ}\text{C}$ . The protection for power input end overcurrent, overvoltage and EMC can effectively resist the interference from static electricity, lightning, and pulse. Redundant power supply guarantees stable operation for the system. With Telnet, WEB management, SNMP and other functions, the device can be remotely managed. It can directly connect to iLinks-View.

### Functions

#### PoE Watchdog

Adopts the innovative PoE Watchdog. PoE Watchdog can be switched on by dialing or turning on the WEB page switch. It enables the switch to automatically detect port status and restart failed ports to recover connection in case of IPC connection exception. This enables intelligent operation and maintenance management in its truest sense, effectively reducing manual maintenance costs.

#### Long-distance PoE

By dialing or enabling long-distance transmission on the WEB interface, the transmission distance of a PoE port can be up to 250 m, meeting the requirements of wired transmission (bandwidth reduced to 10 Mbps).

#### Red Port 90W

The red ports support IEEE802.3af, IEEE802.3at, Hi-PoE and IEEE802.3bt standards, with a maximum output power consumption rate of 90W per port. Suitable for powering high-power devices.

#### Wide Operating Temperature

Supports working in temperatures between  $-40^{\circ}\text{C}$  to  $+75^{\circ}\text{C}$ . It has built-in professional mine-proof circuits, which effectively reduce the impact of thunderstorms on network systems and improves system robustness, allowing it to readily adapt to harsh environments.

### Redundant Power Supply

Redundant power supply ensures that the device is still powered when one power port malfunctions, vastly improving device reliability.

### Fast Loop Convergence

Supports ERPS protocol to provide loop protection. Convergence time can be no more than 50 ms when a link disconnection occurs.

### Scene

The device is applicable for use in different scenarios, including corridors and offices.

### Technical Specification

#### Hardware

Included Power Adapter	No
PoE	Yes
Ethernet Port	6
Optical Port	4
Ethernet Port Speed	10 Mbps/100 Mbps/1000 Mbps
Optical Port Speed	1000 Mbps
Console Port	1
Power Supply Mode	48 V–57 V DC
Operating Temperature	$-40^{\circ}\text{C}$ to $+75^{\circ}\text{C}$ ( $-40^{\circ}\text{F}$ to $+167^{\circ}\text{F}$ )
Operating Humidity	10%–90% (RH)
Power Consumption	Idling: $\leq 6\text{ W}$ Full load: 120 W

#### Performance

Layer	L2
Managed	Yes

# Industrial PoE Switch | DH-PFS4410-6GT-DP

Switching Capacity	28 Gbps
Packet Forwarding Rate	14.88 Mpps
Packet Buffer Size	4 Mbits
Communication Standard	IEEE 802.3; IEEE 802.3u; IEEE 802.3x; IEEE 802.3ab; IEEE 802.3z; IEEE 802.3ad
MAC Table Size	8K

## Function

PoE Protocol	IEEE 802.3af (PoE); IEEE 802.3at (PoE+); Hi-PoE; IEEE 802.3bt
PoE Power	Port 1-2: ≤ 90 W Port 3-6: ≤ 30 W Total: ≤ 120 W
PoE Power Consumption Management	Power consumption management PoE power on and off Power off when PoE power is overloaded Green PoE
PoE Pin Assignment	1, 2, 4, 5 (V+), 3, 6, 7, 8 (V-)
Long Distance PoE Transmission	Yes
Jumbo Frame	9,000 bytes
Spanning Tree Protocol	ERPS
VLAN Function	802.1Q
Flow Control	Full-duplex flow control (back pressure) Full-duplex flow control (PAUSE)
Link Aggregation	Static link aggregation; LACP
Port Mirroring	Multiple-to-one port mirroring
Multicast	Yes
DHCP Function	DHCP client DHCP-Server DHCP-Snooping
Security	User management HTTP SSH SNMP V1/V2C/V3 RMON ACL IP source guard Port/VLAN-based ARP check Static ARP check Dynamic ARP check 802.1x Loop protection
QoS	CoS/DPL/PCP/DEI-based QoS 8 output queue for each port Port shaping Port tag remarking DSCP-based QoS
Maintenance	Uploading/downloading configuration files Online upgrade System logs
Device Management	Web (HTTP and HTTPS protocol); Telnet; SNMP; CLI

## General

Statics Protection	Air discharge: 8 kV Contact discharge: 6 kV
Lighting Protection	Common mode: 6 kV Differential mode: 4 kV
Net Weight	1.25 kg (2.8 lb)

Gross Weight	1.52 kg (3.4 lb)
Product Dimensions	125 mm × 53.5mm × 175mm (4.9 " × 2.1 " × 6.9") (L × W × H)
Packing Dimensions	254 mm × 287 mm × 101 mm (10.0 " × 11.3 " × 4.0 ")

## Transmission Performance:

Switch power supply voltage 53V.  
CAT5E/CAT6. Max. DC resistance < 10Ω/100m

Cable(m)	Load Capacity(W)	Bandwidth(Mbps)
----------	------------------	-----------------

### IEEE802.3bt 90W

100	71.3	100
150	62	10
200	51	10
250	40	10

### Hi-PoE 60W

100	53	100
150	50	10
200	47	10
250	37	10

### IEEE802.3at 30W

100	25.5	100
150	25.5	10
200	25.5	10
250	25.5	10

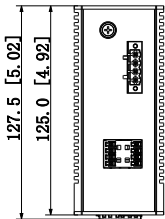

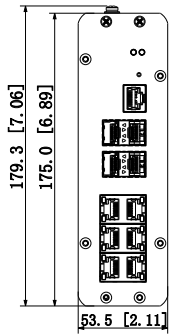
Note: Data from this table was collected by Dahua test lab and is for reference only .  
If there is inconsistency between field application and the table, the field result shall prevail.

## Ordering Information

Type	Model	Description
SFP module	GSFP-1310T-20-SMF	1.25G 1310/1550nm, 20km, LC, Single-mode
	GSFP-1310R-20-SMF	1.25G 1550/1310nm, 20km, LC, Single-mode
	GSFP-1310-20-SMF	1.25G 1310nm, 20km, LC, Single-mode
	GSFP-850-MMF	1.25G 850nm, 550m, LC, Multi-mode
DIN-Rail Power Supply	DRL-48V120W1AA	120W, 100VAC~240VAC-48V2.5A

Note: This product does not include a power adapter, the power adapter needs to be purchased separately to use with the product.

Dimensions (mm[inch])



Installation

