



The Ultimate 2.5 Gbps Connectivity

Wi-Fi 7

BE11000

Whole Home Mesh Wi-Fi 7 System



Deco BE65

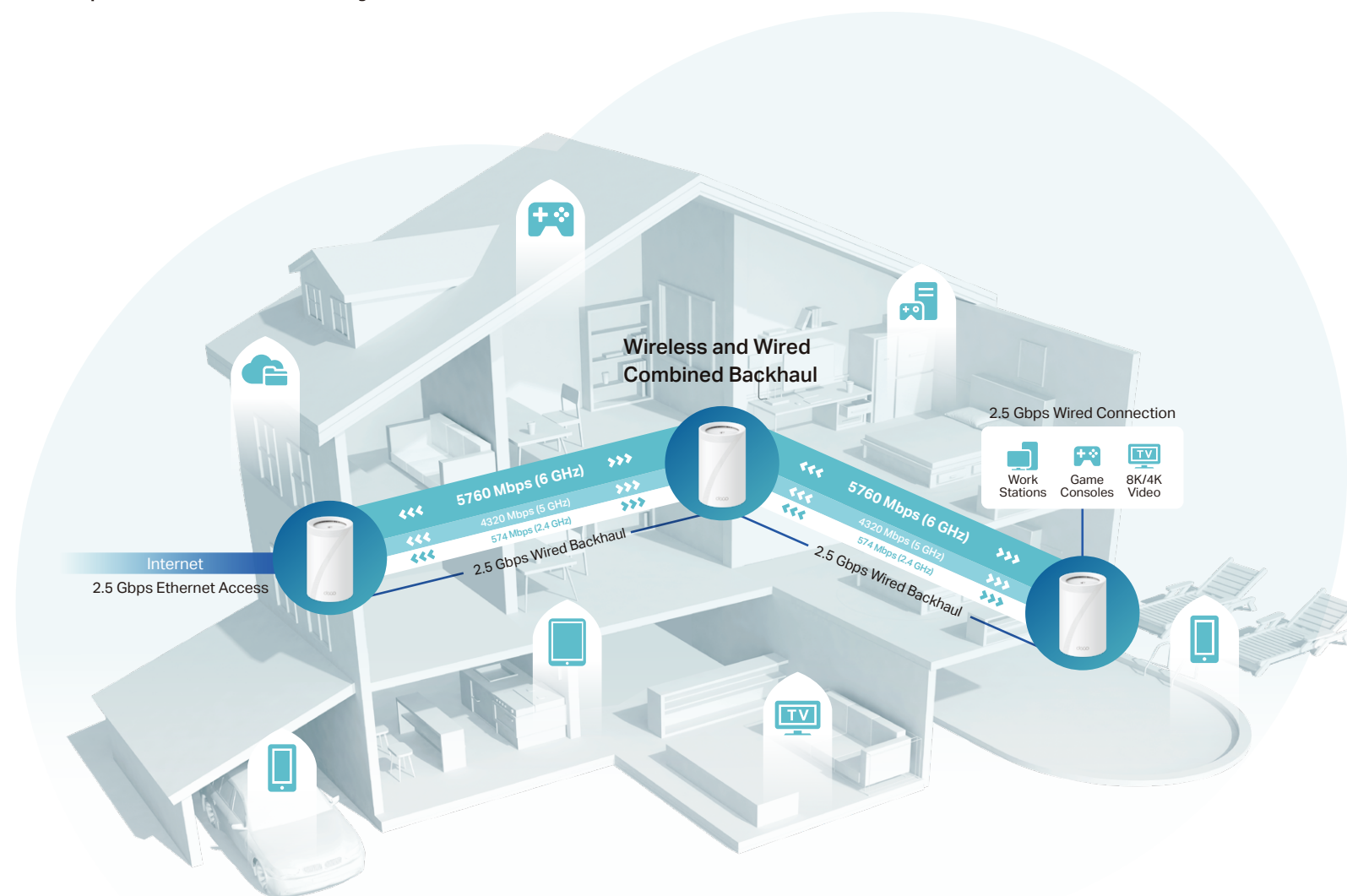


Highlights

A True Whole Home Multi-Gigabit Mesh Wi-Fi

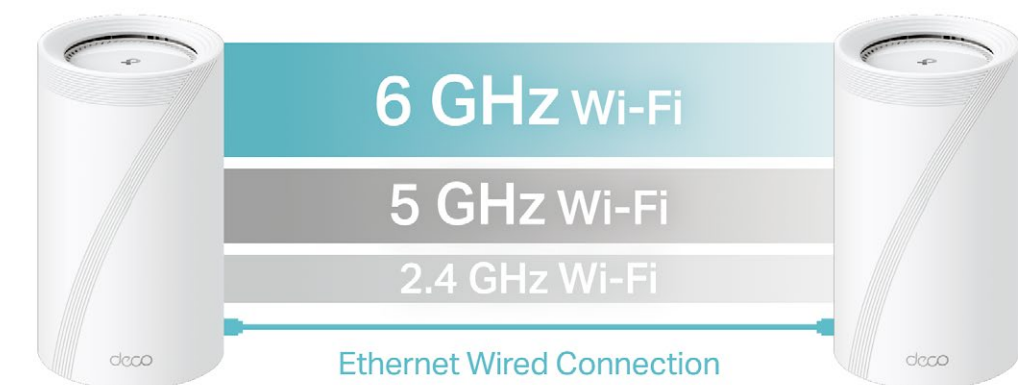
A True 2.5G Era

With 4× 2.5 Gbps WAN/LAN autosensing ports, Deco BE65 matches 2.5G ISP network access. The other port can serve as a wired backhaul between Deco units or be used as a LAN port connection for devices[§]. This way, whether wired or wireless, Deco BE65 delivers the ultimate 2.5 Gbps connectivity for a true 2.5G era[†].



Wireless and Wired Combined Backhaul

Deco BE65 can connect a wireless and wired backhaul with each unit simultaneously. With MLO, it greatly improves overall throughput and reduces latency, delivering broader coverage with more stable and reliable connections.



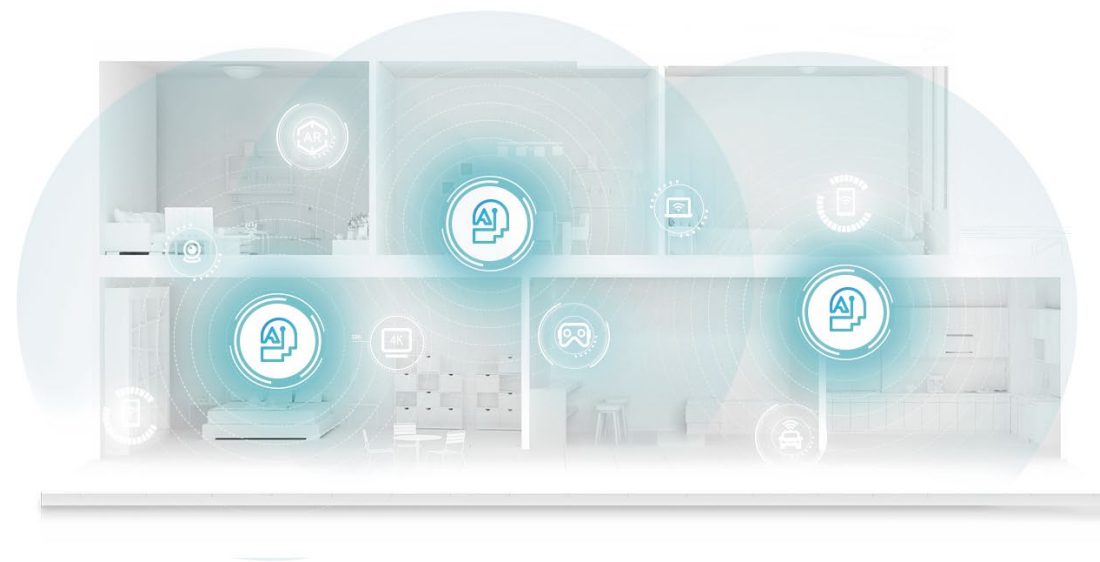
- Greatly Reduced Lag for Smooth Wi-Fi
- Stable and Reliable Broader Coverage
- More Device Connections for Higher Capacity
- Multi-Link Operation (MLO)[^]


TP-Link BE11000 Whole Home Mesh Wi-Fi 7 System Deco BE65


Highlights


Seamless AI-Driven Mesh

Deco Mesh forms a unified network with a single network name. With built-in AI-Roaming technology, it creates the ideal Wi-Fi solution with its advanced algorithms and self-learning. Walk through your home and enjoy seamless streaming at the fastest possible speeds.†



 Seamless Roaming with One Wi-Fi Name

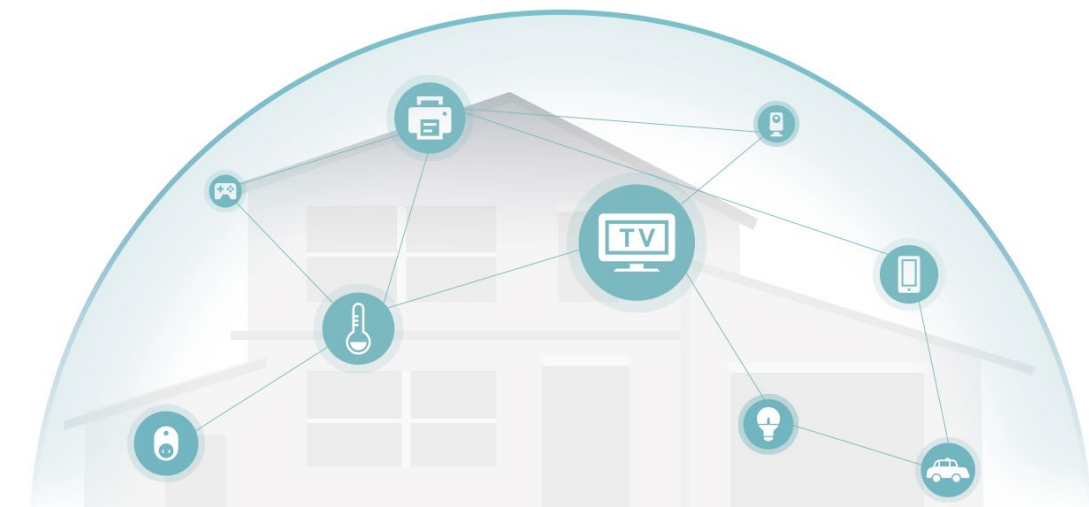
 Sophisticated Algorithms

 Self-Learning Capability

 Customized Wi-Fi

Enhanced Security – HomeShield

Manage online time and block inappropriate content to keep your family safe online with Parental Controls. Network Protection further keeps your home network safe by preventing potential threats and security issues.*



 Network Protection

 Parental Controls

 Private IoT Network

 Quality of Service (QoS)

TP-Link BE11000 Whole Home Mesh Wi-Fi 7 System Deco BE65

Features



Robust Parental Controls

Manage content and control when each device can access the internet

- Profiles – Create a profile for each family member, and manage them individually
- Content Filter – Four levels are available for filtering content, each catering to a specific age group
- Time Controls – Set daily time limits for the total time spent online and block a person's internet access between certain times
- Pause the Internet – Pause a family member's internet and resume it whenever you like



Easy Setup by Deco App

Easily set up Decos and find the ideal spot to place each unit

- Auto Connection Test – Test the internet connection of your Decos and helps to identify a suitable location for them
- Remote Management – Manage your Deco network from a smartphone or tablet via the app, no matter where you find yourself
- Online Upgrade – Keep informed of the latest firmware updates



Built-In Antivirus

Protect all connected devices in your home from viruses and malware

- Malicious Content Filter – Block malicious websites that are listed in real-time updated database to ensure you can surf the net in safety
- Intrusion Prevention System – Protect your network and applications against external attacks and eliminates vulnerabilities
- IoT Devices Protection – Detect cyber threats to keep your privacy and IoT devices well protected



Quality of Service

Prioritize devices and applications for faster performance when needed

For Devices – Give high priority to the devices that need the fastest internet connection



Security

Safeguard your home network with a firewall and wireless encryption

- Encryption for Secure Network – WPA/WPA2/WPA3 encryptions provide active protection against security threats
- Firewall – Protect your network devices from malicious attacks
- Blacklist – Add specific devices to blacklist to protect your network from unauthorized users



Work with All Deco Models

Form a Mesh network with your desired Deco models


All Deco models can work together. Just expand Mesh Wi-Fi coverage anytime by adding more Decos

TP-Link BE11000 Whole Home Mesh Wi-Fi 7 System Deco BE65

Specifications

Hardware

- Ethernet Port: 4 × 2.5 Gigabit ports per unit (WAN/LAN auto-sensing)
- Button: 1 RESET button at the bottom, 1 WPS button on the back
- Port: 1 × USB 3.0 Port
- Power Consumption (without power adapter): 27.5 W max
- Dimensions (W × D × H): 4.23 × 4.23 × 6.93 in (107.5 × 107.5 × 176 mm)
- Power Adapter Input: 100-240V~50/60Hz 1A
- Power Adapter Output: 12V \equiv 3.3A



Attention: This device may only be used indoors in all EU member states, EFTA countries, and Northern Ireland.

Attention: This device may only be used indoors in Great Britain.

This device complies with part 15 of the FCC Rules. Operation is subject to the following two conditions: (1) This device may not cause harmful interference, and (2) this device must accept any interference received, including interference that may cause undesired operation.

Specifications are subject to change without notice. Google, Google Home, and Google Play are trademarks of Google LLC. All the brands and product names are trademarks or registered trademarks of their respective holders.

[†]Maximum wireless signal rates are the physical rates derived from IEEE Standard 802.11 specifications. Actual wireless data throughput, wireless coverage, and quantity of connected devices are not guaranteed and will vary as a result of network conditions, client limitations, and environmental factors, including building materials, obstacles, volume and density of traffic, and client location. The 160 MHz and 240 MHz bandwidth might not be available on the 5 GHz band, and the 320 MHz bandwidth might not be available on the 6 GHz band in some regions/countries due to regulatory limits on the spectrum, hence the theoretical speeds might vary.

[‡]Clients need to support 802.11k/v/r and may require additional setup. Performance may vary depending on the client device.

[§]Use of Wi-Fi 7 (802.11be), Wi-Fi 6 (802.11ax), Wi-Fi 6E (802.11ax), and other features including MLO, 320 MHz Bandwidth, 4K-QAM, Multi-RU, OFDMA, MU-MIMO, and BSS Color requires clients to also support the corresponding features. The 320 MHz bandwidth is only available on the 6 GHz band. Not all 320 MHz channels may be available in the 6 GHz band in some regions/countries due to regulatory restrictions.

[¶]2.5 Gbps internet speeds require compatible service plans and equipment. All WAN/LAN ports will operate as either WAN or LAN ports. Only one port can serve as a WAN port at a time.

[°]Use of WPA3 requires clients to also support the corresponding feature.

[°]HomeShield includes the Free Basic Plan. Fees apply for the Pro Plan. Visit tp-link.com/homeshield for more information.

[°]Wi-Fi generations represent the wireless standard IEEE 802.11 a/b/g/n/ac/ax/be.

Actual network speed may be limited by the rate of the product's Ethernet WAN or LAN port, the rate supported by the network cable, internet service provider factors, and other environmental conditions.

This Deco may not support all the mandatory features as ratified in the IEEE 802.11be specification.

Further software upgrades for feature availability may be required.

©2023 TP-Link

Wireless

- Wireless Standards: IEEE 802.11b/g/n/ax 2.4 GHz, IEEE 802.11a/n/ac/ax/be 5GHz, IEEE 802.11ax/be 6 GHz
- Mesh protocol: 802.11k/v/r
- Frequency: 2.4 GHz, 5 GHz, 6 GHz
- Signal Rate: 5760 Mbps (6 GHz) + 4320 Mbps (5 GHz) + 574 Mbps (2.4 GHz)[†]
- Transmit Power: FCC: <30 dBm (2.4 GHz), <30 dBm (5 GHz), <30 dBm (6 GHz)
- Wireless Security: WPA/WPA2-PSK/WPA3[°] encryptions

Software

- Working Mode: Router, Access Point
- WAN Type: Dynamic IP/Static IP/PPPoE/L2TP/PPTP
- DHCP: Server
- Protocols: Supports IPv4 and IPv6
- Guest Network: 2.4 GHz Guest Network × 1, 5 GHz Guest Network × 1, 6 GHz Guest Network × 1
- IoT Network: IoT Network × 1
- MLO Network: MLO Network × 1
- Features: TP-Link HomeShield^{*}, Multi-Link Operation (MLO)[§], 320 MHz Bandwidth[§], 4K-QAM[§], Multi-RU[§], MU-MIMO[§], OFDMA[§], BSS Color[§]
- Management: Local Management; Remote Management; Multi-Managers

Others

- Certification: FCC, RoHS
- Environment:
 - Operating Temperature: 0°C~40°C (32°F~104°F)
 - Storage Temperature: -40°C~60°C (-40°F~140°F)
 - Operating Humidity: 10%~90% RH
 - Storage Humidity: 5%~90% RH
- Package Contents for Deco BE65(1-pack):
 - 1 Deco BE65 unit
 - 1 RJ45 Ethernet cable
 - 1 Power adapter
 - 1 Quick Installation Guide
- Package Contents for Deco BE65(2-pack):
 - 2 Deco BE65 units
 - 1 RJ45 Ethernet cable
 - 2 Power adapters
 - 1 Quick Installation Guide
- Package Contents for Deco BE65(3-pack):
 - 3 Deco BE65 units
 - 1 RJ45 Ethernet cable
 - 3 Power adapters
 - 1 Quick Installation Guide

www.tp-link.com

TP-Link BE11000 Whole Home Mesh Wi-Fi 7 System Deco BE65